

Darts is a form of throwing sport. It is a professional sport with a standardised board and a set of rules. It's very popular in Britain and Ireland as a pub game. It is also played in the Netherlands, Germany and the Scandinavian countries.

Follow the instructions and make your own game: your Blowpipe Dart Game.

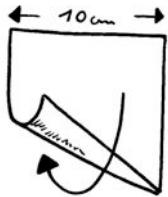
**You will need:**

- two sheets of paper,
- pencil and ruler,
- scissors,
- sticky tape (Scotch)



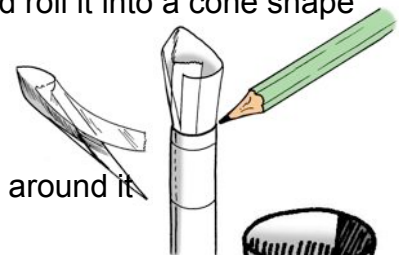
**To make the pipe:** roll one sheet of paper lengthways to form a tube. It should measure not more than 2 cm across the ends. Make sure that the ends of the tube are level. Then fasten the centre with a piece of sticky tape.

Next, fasten the ends with sticky tape. This is all that is necessary to make a workable blowpipe, but you may like to decorate it by wrapping fancy paper around it or by colouring it with felt pen.

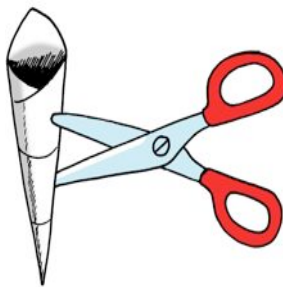


**To make a dart:** cut a 10-cm square of paper and roll it into a cone shape like this. Fasten the point with sticky tape.

Fasten the remaining edge with sticky tape.



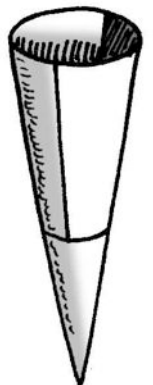
Put the cone into one end of the pipe and let it rest there. Draw a line around it where it meets the rim of the pipe.



Remove the cone from the pipe and cut along the pencil line. The cone will flatten but it will take its shape again.

Put the dart point first into the pipe. It should remain there and not drop right through.

Here is the dart.



**Blow through the end** into which you have just inserted the dart. The dart travels with surprising force.

**A good target** is a sheet of newspaper hung over a string. Stand two or three metres from it and take aim. The dart will rip into the newspaper with a loud noise.

**Please do not aim at people or animals.**